


Outbuildings: Log Buildings 15' – 17'

All of the Individual Buildings you will see below are “Resurrection-Ready”!



Progress Encroaching on Magnificent Buildings: Welcome the story of Glorious Resurrection!

The buildings you see here are ready to be reconstructed wherever you say. They're all yours! They are here because, yes, they have been threatened by the bulldozer. They have been either physically removed to *temporary safety* by an AGN Network Professional or are still standing under their watchful eye, “under contract in the field”, in hopes of adoption. They are all *temporarily* “saved”. None of them are *really* saved until they are adopted by a citizen-steward or a designer to be reconstructed into a new future, in a new location.

The Buildings you see here are “Resurrection Ready”. They get documented, numbered and tagged, meticulously and methodically deconstructed, whisked away to safety, repaired and placed in watchful storage by trained Network Professionals. Some have been freshly rescued. Some are still standing. Some have been lingering in storage for years. Storage tends to cost insistent dollars and is not to be viewed as a perpetual solution. The AGN Network Professionals are footing those bills for us right now.

But we have an idea.....(continued at the bottom of the page)

Let's look at buildings now.



Log Buildings 15' – 17' Deep



The Clubhouse	Lost-Was Cut up for Floor Boards
Buck	One story Oak
Finnish Barn	12 x 12
Finnish Sauna	12 x 14
Finnish Guest Cabin	14 x 17
Hewed Corn Crib	14 x 18
Cedar Smoke House	15 x 14
Menomonie	15 x 18
One and a Half	15 x 22
Thorp	15 x 25
Ridgeland	16 x 22
One Story	16 x 22
The 1856	16 x 22
Christian	17 x 20
West Pines	17 x 21
Garrison Log + Barn	17 x 33

A little bit about Outbuildings



Outbuildings are a bit scarce. And we need them and we want them.
 What *happened*?

Didn't folks in the past want them? Yes they did.

Life changed and technology changed and created new uses for our existing buildings.

So, again, what *happened*?


It varied from state to state, but in around the 1920s, many states began to tax properties based on their buildings, including their outbuildings. When tough economic times came, they often impacted rural areas heavily; outbuildings were intentionally destroyed in order for farmers to be able to save tax money and thus save their properties. An authentic outbuilding that *has* survived is almost always currently being put to essential purpose by the property owner for the very same reasons that you so importantly want one. They are hard to come by for reconstruction purposes but that's okay. The best possible scenario is for the building to stay in its original location anyway. That's the best stewardship of all. But there are some around....

Sometimes, even today, because of taxes and the march of progress, these buildings suddenly become available. Here you will find them: authentic outbuildings and small barns. We appreciate your stewardship in helping to save them.

If we can't locate one and you need us to reproduce an authentic building using salvaged antique materials, our artists are particularly experienced in the lore, logistics and fine point details of their original craftsmanship. They have studied these Unique Originals because they have deconstructed and reconstructed authentic buildings many times. They can create a "New Original" for *you* through the same evolving processes that brought these buildings into being in the first place.

Floor Plans that represent sample minimum dimensions for you to play with as you look at Building Frames

Scroll down to the bottom of the page to see larger versions for details.



Garage
20' x 24'



Workshop
12' x 24'



Two Stall Stable +
24' x 36'



Potting Shed
10' X 6'



Equipment Shed
8' x 10'


Antique Log Buildings for Reconstruction
Log Buildings 15' – 17' Deep



- | | |
|---------------------|----------------------------------|
| The Clubhouse | Lost-Was Cut up for Floor Boards |
| Buck | One story Oak |
| Finnish Barn | 12 x 12 |
| Finnish Sauna | 12 x 14 |
| Finnish Guest Cabin | 14 x 17 |

Cedar Smoke House	15x14x14
Menomonie	15 x 18
One and a Half	15 x 22
Thorp	15 x 25
Ridgeland	16 x 22
One Story	16 x 22
The 1856	16 x 22
Christian	17 x 20
West Pines	17 x 21

Floor Plans that represent sample minimum dimensions for you to play with as you look at Building Frames
 Scroll down to the bottom of the page to see larger versions for details.




Garage
20' x 24'



Workshop
12' x 24'



Two Stall Stable +
24' x 36'



Potting Shed
10' X 6'



Equipment Shed
8' x 10'



The Clubhouse

No Longer Available-it was not adopted for reconstruction: It got re-milled for flooring


The Buck






The Buck
One story
Oak

The Finnish Log Barn



The Finnish Log Barn
The Finnish Log Barn
12 x 12

The Cedar Smoke House



cedar log smokehouse
15 ft. x 14 ft.
metal roof

The Finnish Sauna



12 x 14

The Finnish Guest Cabin



Finnish Guest Cabin

14 x 17

Late 1700s Hewn Chestnut Corn Crib

14 x 18



Late 1700s Hewn Chestnut Corn Crib

14 x 17

Rare 6 Bent Hewn Chestnut Frame
Chestnut Timbers with a Second Floor
500 Square Ft.

Includes Roof Boards

Located behind the 1795 Garrison Log Building

Menomonie 15 x 18



Menomonie 15 x 18

One and a Half 15 x 22



One and a Half 15 x 22

Thorp

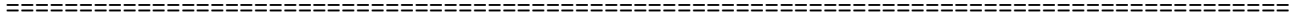
15 x 25



Thorp



15 x 25



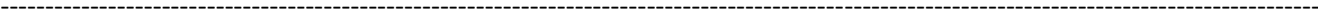
Ridgeland-

16 x 22



Ridgeland-

16 x 22



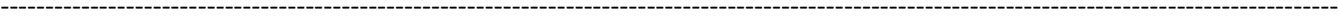
One Story

16 x 22



One Story

16 x 22



The 1856



Built in 1856
v-notch corners
oak or chestnut logs
22 x 16
2 doors, 1 window?



The Christian

17 x 22



The Christian

17 x 20

17x 20
Poplar

West Pines 17 x 21



West Pines 17 x 21
1 ½
Oak

Chestnut Barn + Garrison House 17 x 33

The Pennsylvania Garrison Log House and Chestnut Barn

The logs are scribed together. For more information about this unusual architectural style, click on the Catalog icon called “Uncommon Log Buildings”

Garrison House # 2



No Chinking Between Logs
 Integrally Attached to a Chestnut Barn Frame
 These buildings were designed to be together in the original design.
 (They share a sill plate)

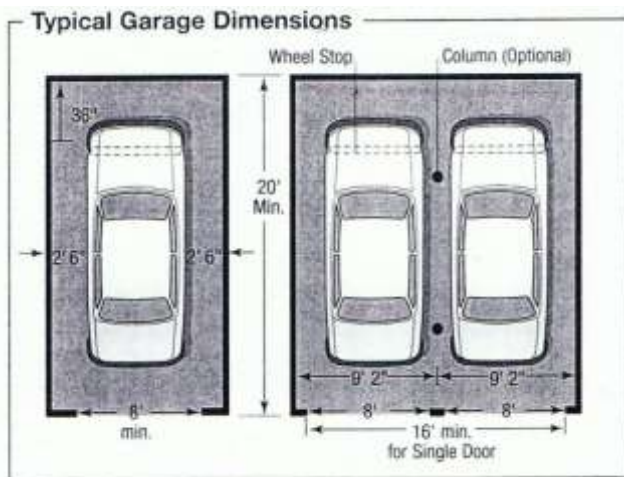
17 x 33

(For more information about this rare building, go to Uncommon Log Buildings, seriously!)

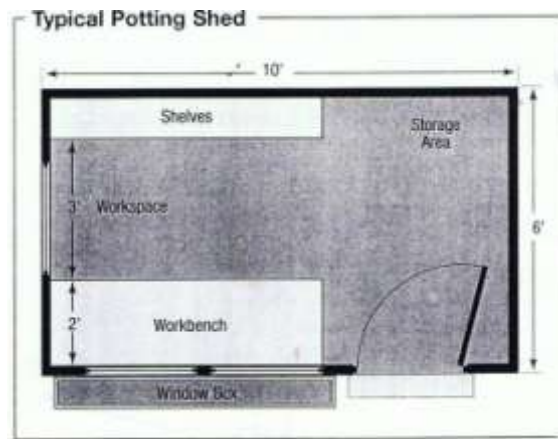
Chestnut Barn + Garrison House 17 x 33



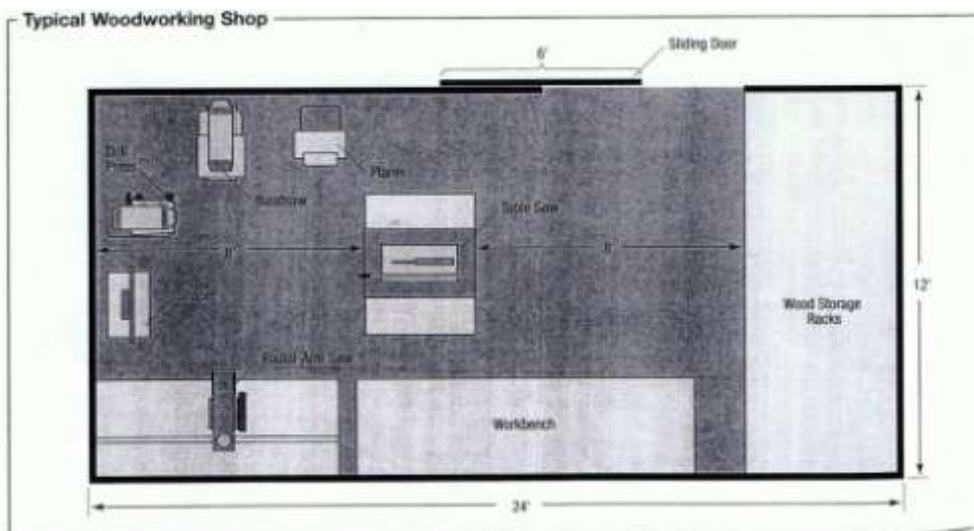
5 Floor Plans that represent minimum dimensions for you to play with as you look at Building Frames. If you want to see these schematics larger, feel free to email me: jonaharvey@comcast.net




Garage 20' x 24' minimum for 3 Car Garage,
 20' x 12' for 2 Car Garage



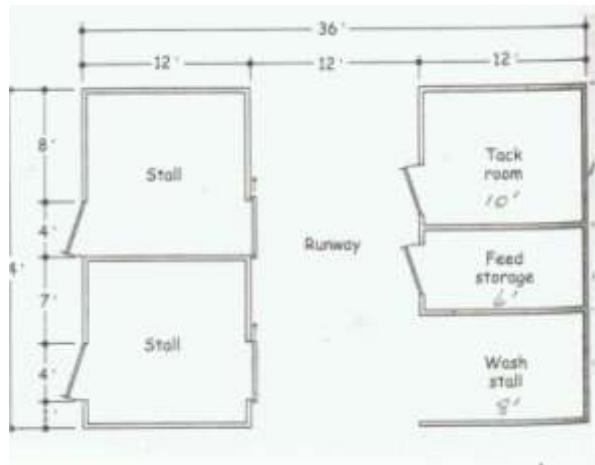
Potting Shed
 10' x 6'



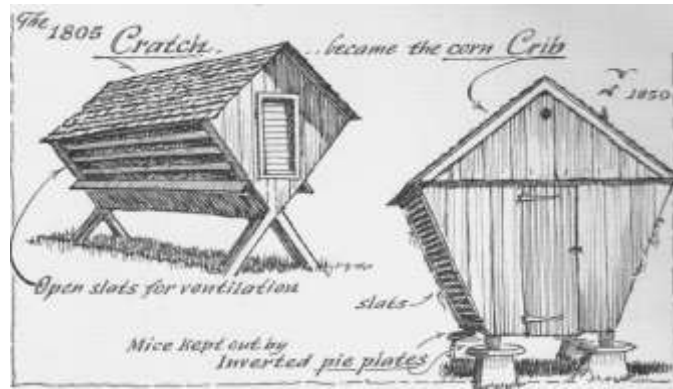

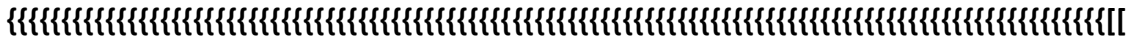
WoodWorking or Hobby Shop 12' x 24'



Equipment Shed 8' x 10'



**Two Stall Stable with Tack Room, Wash Stall and Feed Area
24' x 36'**



All of these Individual Buildings are “Resurrection-Ready”!



Progress Encroaching on Magnificent Buildings: Welcome the story of Glorious Resurrection!

The buildings you see here are ready to be reconstructed wherever you say. They’re all yours! They are here because, yes, they have been threatened by the bulldozer. They have been either physically removed to *temporary safety* by an AGN Network Professional or are still standing under their watchful eye, “under contract in the field”, in hopes of adoption. They are all *temporarily* “saved”. None of them are *really* saved until they are adopted by a citizen-steward or a designer to be reconstructed into a new future, in a new location.

If no one comes forward, many scenarios ensue. Some of these buildings may be “partially saved”; that is; they will be deconstructed for partition, that is, for their parts, which will be used to provide fabulous American Pioneer Texture Décor in *New to Look Old* Home Construction. Many heritage buildings will be destroyed by comprehensive demolition. Some will completely and irrevocably collapse in a dangerous heap from private financial struggle; re-roofing a huge barn for a retired farmer who is no

longer using the building is dauntingly expensive. In that case, yes, snapped, craftsman-created heritage hand hewed timbers *do* go to landfill.

The Buildings you see here are “Resurrection Ready”. They get documented, numbered and tagged, meticulously and methodically deconstructed, whisked away to safety, repaired and placed in watchful storage by trained Network Professionals. Some have been freshly rescued. Some are still standing. Some have been lingering in storage for years. Storage tends to cost insistent dollars and is not to be viewed as a perpetual solution. The AGN Network Professionals are footing those bills for us right now.

But we have an idea.

Yes, it’s awful when civilization encroaches and an Antique Heritage Icon is destroyed in order to make room for “progress”. “Ain’t it Awful?” is a valid tale of woe. Destruction is currently the standing default American Solution to suburban sprawl. Yet, here is a beginning thought to the depository on this issue: Instead of *fighting* this trend of geographically re-shuffling populations, perhaps strengthening the protocol of deconstructing and reconstructing displaced antique buildings in order to save them can become **accepted common practice**. We could easily slot the Reconstruction of Antique Buildings gracefully and effortlessly into corresponding New Old House “Best Practices” in this country.

Progress is a factoid of life for good reasons. Creating Antique Architecture Migrations in positive response to inevitable Population Migrations in a harmonious way is a global trend we can embrace with our nifty new Reconstruction Preservation Protocol! In fact, the United States could Pioneer this Movement worldwide! We’re World Famous for the Pioneering, Melting Pot thing already.

These homeless buildings represent our American Heritage and the Pioneer Struggle of the Rugged Individuals who *literally* “built” this country with the Yankee Know-How they imported from cultures worldwide. It’s not necessary to helplessly stand by saying “Ain’t it Awful?” That’s beneath the Pioneer Spirit! Progress is here to stay and we need to create a pro-active response to it. We can honor our venerable homesteading pioneers with a pioneer homesteading protocol: a Resurrection Explosion. (Reconstruction has been happening since Medieval times. It “ain’t that hard”....)

We can Reshuffle and Relocate these magnificent buildings as an ordinary part of our “New to Look Old” Best Practices to meet the population shifts of modern and future times!

Yes or Yes, America?

For further conceptual reaches on this issue, and some ideas about why it’s *not* common practice, consult our News Page and share your ideas! We need ‘em!



A Reconstructed Antique Building!

The New Old House!

All the advantages of New and all the Charm of the Genuine Antique!
This is your chance to bring the building into good order for the future!
You are the Steward of this sacred moment!

If you are reconstructing an antique building, you are in the wondrous position of having *all the advantages of a brand new home and all the privileges, charm and mystic of an antique building!* You lucky duck!

While the antique building is theoretically “open to suggestion” before its reconstruction period, you are in the enviable position of being able to design all and any of the energy saving luxuries and modern living necessities currently in invention into its future. Your due diligence at this point will help to ensure that the building will be beloved well into the future! Thanks!



Click our Catalog Icon:

Back to the Future, Forward to the Future

Primitive Whole House Lighting Ambiance

Wire for it now!

What else would you like to arrange for this building’s future?



Architectural Global Network

The National "Go To Source"

Jona Harvey

www.GoToAGN.com

610-565-4594 – Office, Yes, we're national!

610-247-1253 - Cell

888-807-1842 - Toll Free

FindIt@GoToAGN.com

AGN is going Global

